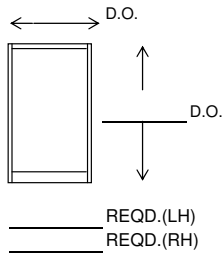




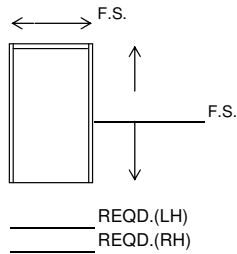
DOOR AND FRAME - [] QUOTE [] ORDER FORM

DATE: _____
CLIENT NAME: _____

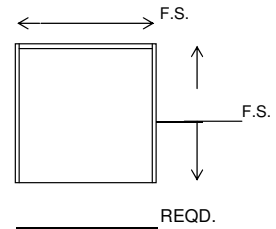
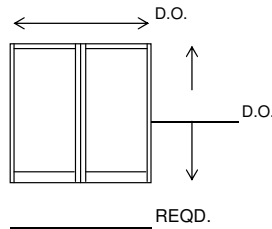
JOB NAME: _____
DATE REQ: _____



DOOR # _____



DOOR # _____



FINISH

- _____ C2 CLEAR CLASS II
- _____ C1 CLEAR CLASS I
- _____ CH CHAMPAGNE
- _____ LB LIGHT BRONZE
- _____ MB MEDIUM BRONZE
- _____ DB DARK BRONZE
- _____ EB EXTRA DKBronze
- _____ BL BLACK
- _____ 1P BONE WHITE
- _____ OTHER

PAINT CODE:

HARDWARE FINISH

- _____ C2 CLEAR
- _____ EB BRONZE
- _____ BL BLACK

STILE WIDTH

- _____ NARROW
- _____ MEDIUM
- _____ WIDE
- _____ CONT. HINGE STILE
- _____ MONUMENTAL

GLASS THICKNESS

- _____ 1/4 INCH
- _____ 1 INCH
- _____ OTHER

BOTTOM CLEARANCE

- _____ 11/16" (STD)
- _____ OTHER

TOP RAIL

- _____ 2 1/8" (STD NS)
- _____ 3"
- _____ 4" (STD MS)
- _____ 4 1/2"
- _____ 5" (STD WS)
- _____ 6"
- _____ 6 1/2"
- _____ 7 1/2"
- _____ 10"

BOTTOM RAIL

- _____ 2 1/8"
- _____ 4" (STD NS)
- _____ 5"
- _____ 6"
- _____ 6 1/2" (STD MS & WS)
- _____ 7 1/2"
- _____ 10"
- _____ 12" (6" STACKED)
- _____ OTHER

HORIZONTAL MUNTINS

- _____ # OF MUNTINS @ 1/2"
- _____ # OF MUNTINS @ 1"
- _____ # OF MUNTINS @ 1 3/4"
- _____ # OF MUNTINS @ 2 1/8"
- _____ # OF MUNTINS @ 3"
- _____ # OF MUNTINS @ 4"
- _____ # OF MUNTINS @ 4 1/2"
- _____ # OF MUNTINS @ 5"
- _____ # OF MUNTINS @ 6"
- _____ # OF MUNTINS @ 6 1/2"
- _____ # OF MUNTINS @ 7 1/2"
- _____ # OF MUNTINS @ 10"
- _____ OTHER: _____

MUNTIN LOCATIONS

- _____ #1 MUNTIN (AFF - C/L)
- _____ #2 MUNTIN(AFF - C/L)
- _____ #3 MUNTIN (AFF - C/L)

HINGING

- _____ P092 BUTTS
- _____ P1558 BUTTS
- _____ # OF BUTTS/LEAF
- _____ P695 PIVOTS
- _____ P751 INT. PIVOT
- _____ P972 CENTER PIVOT
- _____ P1584/P1585 CONT. HINGE
- _____ NONE
- _____ SPEC. CLEARANCE

PULL HARDWARE

- _____ P1564 (STD)
- _____ P1564 BACK TO BACK
- _____ NONE
- _____ OTHER

PUSH HARDWARE

- _____ P1565 (STD)
- _____ P1565 BACK TO BACK
- _____ NONE
- _____ OTHER

LOCKING

- _____ P1420 MS LOCK
- _____ P1573 LATCH LOCK
- _____ P1422 SHORT THROW
- _____ P1424 HOOK BOLT
- _____ P718 COMB. LOCK
- _____ P059 FLUSH BOLTS
- _____ P1010 THRESHOLD BOLT
- _____ P1750 HEADER BOLT
- _____ P3692 CVR PANIC
- _____ P3792 RIM PANIC
- _____ P3192 MID PANEL
- _____ NONE
- _____ OTHER

INSIDE OPERATION

- _____ P572 CYLINDER (STD)
- _____ P023 THUMBTURN
- _____ P009 DUMMY CYLINDER
- _____ P348 LEVER HANDLE
- _____ P1008/1009 PADDLE
- _____ P4550 DEADLOCK LEVER
- _____ P712 EXIT INDICATOR
- _____ NONE
- _____ OTHER

STRIKE

- _____ STD
- _____ P1580 ELECTRIC STRIKE
- _____ P1581 ELECTRIC STRIKE
- _____ P2371 ELECTRIC STRIKE

FRAME TYPE

- _____ 4500 SERIES
- _____ 14000 SERIES
- _____ 14000 I/O
- _____ 14650 SERIES
- _____ E4TB11
- _____ TRANSQM
- _____ OTHER

HEADER TYPE

- _____ STD.
- _____ EXTENDED
- _____ 4 1/2"
- _____ SUBFRAME

TRANSOM GLASS THICKNESS

- _____ 1/4 INCH
- _____ 1 INCH
- _____ 1" I/O STOPS

THRESHOLD

- _____ 4" E0019 (STD)
- _____ E3247
- _____ NONE
- _____ OTHER:

OUTSIDE OPERATION

- _____ P572 CYLINDER (STD)
- _____ P573 RIM CYLINDER
- _____ P2392 ESCUTCHEON
- _____ P716 CYLINDER GUARD
- _____ P009 DUMMY CYLINDER
- _____ NONE
- _____ OTHER

COMMENTS: _____

1ST CHECK DATE: _____

TIME: _____

SIGNATURE: _____

2ND CHECK DATE: _____

TIME: _____

SIGNATURE: _____