

Curtainwall

08 44 13/TUB
BuyLine 9261

TUBELITE[®]
STOREFRONTS & ENTRANCES

DEPENDABLE

SYRACUSE  COMPANY

DEPEND ON US

Focus

For more than 50 years, Tubelite has focused on manufacturing the highest quality aluminum products for the glass and glazing industry. This specialization means unique product solutions, precision engineering and superior construction. But don't take our word for it. See our design manual for additional information and the results of rigorous independent testing of our product performance.

But the best products alone are not the answer.

We Listen

Members of our management staff personally visit our glazier customers

regularly. We learn what works and what doesn't—from their perspective, not ours. The result is solutions that work—solutions tailored for the field—so jobs get done right the first time.

Dependable

The most common complaint from commercial glaziers around the country is incorrect and late deliveries from architectural metal suppliers. The impact is clear: delayed construction schedules costing significant time and money.

Our goal is simple—to be the most dependable supplier in our industry. This means quality products; fast, reliable delivery; and easy fabrication and installation. We've actually built our business around this goal.

Comprehensive product information resources make specification easy. Integrated order/production systems ensure accuracy and enable us to provide delivery dates at the time of order. Synchronous manufacturing means that glaziers get their orders on time—every time.

The Result

The result—clear specification resources, personalized customer service and products you can trust, delivered correct and on time.

So read the following pages, then put us to the test. You'll find us to be the fastest, most dependable supplier in the industry.

TUBELITE
STOREFRONTS & ENTRANCES




400 Series CW, 1900 Series Ribbon Window; Champagne Gold Paint; Crown Cork & Seal; Architect: Ballinger Architects; Glazing Contr.: Hutt's Glass; Photography: Esto Photographics

1900 Series Ribbon Window

Tubelite's versatile Ribbon Windows are designed for low- to mid-rise applications. Units are compatible with our 400 Series Curtainwall, and available in a variety of face dimensions and frame depths.

Members are assembled using screw spline or clip joinery with concealed fasteners. The continuous interior sill runner makes installation simple. With no anchors through the glazing pocket, the possibility of water leakage is reduced, while glass positioning aids in water drainage. Glazing is accomplished from the inside to help to reduce project labor costs.

Snap-on covers on our 1900 Series III add flexibility, allowing for contrasting interior and exterior finishes on exposed framing. Optional silicone glazed verticals present a sleek, uninterrupted ribbon of glass.



Product	1900 Series	400 Series	200 Series
Application	Horizontal Strip Windows	Mid-Rise Curtainwall & High Performance Storefronts	Low- to Mid-Rise Curtainwall & High Performance Storefronts
Face Width	1-3/4", 2" & 2-1/2"	2-1/2"	2"
Backmember Depths	NA	3-5/8", 4", 5", 5-1/2", 6", 7", & 8"	2-1/2", 4", & 6"
Face Depths	5/8", 3/4", 1", 1-1/2", 2", 2-1/2"	5/8", 3/4", 1", 1-1/2", 2", 2-1/2"	1/2", 3/4", 1", 1-1/2", 2"
Overall Depths	4-1/2" to 5-1/16"	5-1/2" to 11-3/4"	4-1/4" to 9-1/4"
Glass Thickness	1"	1"	1"
Air Infiltration	0.056 CFM/Ft. ²	0.01 CFM/Ft. ²	0.01 CFM/Ft. ²
Dynamic Water	10 PSF	15 PSF	15 PSF
Structural Overload	39 PSF	90 PSF	90 PSF
CRF*	54	68	66
U Value*	0.59	0.67	0.66
Sound Transmission	NA	32 STC	32 STC


* See Tubelite's Test Reports for mock up sizes and test conditions.

400 Series Curtainwall

08 44 13/TUB
BuyLine 9261

Designed for low- and mid-rise applications, the durable framework of the 400 Series provides exceptional structural performance reducing the need for steel reinforcing. This system has a sightline of 2-1/2" and the strength of variable-depth backmembers from 4" to 7". An exterior screw-applied pressure bar secures the glass.

Snap-on covers, available in a wide range of colors, allow for different finishes on interior and exterior exposed surfaces. Silicone glazed verticals are available for a seamless appearance.



400 Series CW, 1900 Series Ribbon Window; Champagne Gold Paint; Crown Cork & Seal; Architect: Ballinger Architects; Glazing Contr.: Hutt's Glass; Photography: Esto Photographics



400 Series CW, 14000 Series SF; Sandstone Paint; East Tennessee State University Library; Architect: Ken Ross Architects / David Leonard Associates; Glazing Contr.: Keller Glass


200 Series Curtainwall

The 200 series is an economical curtainwall system with a wide range of low- to mid-rise applications including atriums and clerestory. This exterior glazed pressure bar system with 2" face dimension is ideal for curving and compatible with all Tubelite entrances.

Snap-on cover finishes, available in a variety of colors, allow for contrasting interior and exterior finishes on exposed framing. Silicone glazed verticals can be selected to provide a sleek uninterrupted surface.

Both our 200 and 400 Series Curtainwall systems are subjected to rigorous testing by an independent agency, ensuring that you get the highest quality curtainwall products that the industry has to offer.

200 Series CW; Clear Anodized; Brothers Int. Distribution Center; Architect: Allen & Hoshall Inc.; Glazing Contr.: Pitman Glass



Standard Entrance NS, 200 Series CW, 400 Series CW; Bronze Anodized; 2/90 Sign Systems; Architect: True North Architects; Glazing Contr.: Glass Design



Standard and Custom Finishes

In addition to our stocked Clear and Bronze, we offer five more anodized finishes and fifteen standard paint colors. Blended standard and custom colors are also available, providing you with infinite variety. More than a palette of pretty colors, our finishes are tough and backed by some of the best warranties in the industry.

See Tubelite's Standard Finish Color Guide for detailed information on the exceptional performance, integrity and weatherability of our durable anodized finishes and for specifications on the color retention, erosion resistance and gloss retention of our high-quality painted finishes.

Where to Get More Information

Look to any of the following resources and learn more about how Tubelite can be the dependable supplier for all of your storefront, entrance and curtainwall needs. If you don't already have them, call us, and they'll be on their way.




Our **Design Manual** contains details on our full line of products, test results, guide specifications, recommended application, hardware and other valuable information.

Learn more electronically by visiting our **Web Site** at www.tubeliteinc.com or viewing Tubelite product configurations and design details with our **CD-ROM**.

Our **Newsletter**, *Upfront*, is published quarterly to keep you informed.

Glaziers get quick, correct answers from our **Front Line** customer service team—cross-trained personnel with expertise in all areas of Tubelite's operation.

Your nearest Tubelite dealer can provide you with product **price information** that you need for budgeting your project

See CAD details and 3-part specifications in   

Tubelite has been in the business of fabricating and distributing aluminum products for the glass and glazing industry since 1945. Storefront, entrance and curtainwall products are available directly from Tubelite and from a network of independent distributors. Tubelite's corporate office and manufacturing facility is located in Reed City, Michigan.

Our promise to you is quality in everything we do; fast, reliable and consistent delivery; and responsive, courteous service with a personal touch.

Cover Photograph: 400 Series CW, 1900 Series Ribbon Window; Champagne Gold Paint; Crown Cork & Seal; Architect: Ballinger Architects; Glazing Contr.: Hutt's Glass; Photography: Esto Photographics

For Tubelite Storefronts and Entrances, see Sweets 08400/TUB.

TUBELITE[®]
STOREFRONTS & ENTRANCES

DEPENDABLE

4878 Mackinaw Trail
Reed City, Michigan
Tel. 800-866-2227 • Fax 877-299-2414

Web site: www.tubeliteinc.com
e-mail: dependable@tubeliteinc.com